



















# FLEXIGLOW™

## Illuminated Multimedia Keyboard Information Sheet

Thank You for purchasing the Flexiglow™ Illuminated Multimedia Keyboard. Please read the following details carefully.

Multi-Media Button Information	
	Web Browser Home: <i>Launch your web home page</i>
	Launch Email: <i>Launch your email application</i>
	Web Browser Back: <i>Go back to previous web page</i>
	Web Browser Forward: <i>Go to the next web page</i>
	Web Browser Search: <i>Launch your web search function</i>
	Web Browser Refresh: <i>Update and refresh the web page</i>
	Web Favourites: <i>Open my favourites</i>
	Web Browser Stop: <i>Stop the launching the current web page</i>
	Media Player: <i>Launch the media player</i>
	Volume Down: <i>Decrease the volume</i>
	Volume Up: <i>Increase the volume</i>
	Mute: <i>Disable the sound</i>
	Media Stop: <i>Stop the media playing</i>
	Previous Track: <i>Change to the previous media track</i>
	Play / Pause: <i>Toggle to play and pauses the media</i>
	Next Track: <i>Change to the next media track</i>
	My Computer: <i>Launch My Computer browser</i>
	Sleep: <i>Launch sleep mode to save 70% power consumption</i>

Care and Maintenance Information
<ul style="list-style-type: none"> <li>▪ Avoid spilling of liquids such as soft drinks and coffee onto the keyboard</li> <li>▪ Use a dry lint free cloth to clean keys</li> <li>▪ Do not use harsh cleaners or solvents</li> <li>▪ Do not apply unreasonable force to the keys or between the keys</li> <li>▪ Do not leave the keyboard in direct sunlight</li> </ul> <p><b>Turn off the EL back light when keyboard is not in use – this will ensure maximum life from the EL panel</b></p>

Downloading Keyboard Drivers from the Internet			
<ol style="list-style-type: none"> <li>1. Open your web browser and navigate to the web address: <a href="http://www.microsoft.com/hardware/mouseandkeyboard/Download.mspx">http://www.microsoft.com/hardware/mouseandkeyboard/Download.mspx</a></li> <li>2. Once the web page has loaded you will need to complete three steps to download the correct driver:</li> <li>3. Select your product as <b>Multimedia Keyboard</b></li> <li>4. Select your operating system from the list provided</li> <li>5. Select your operating system language and then click on the <b>Go</b> button.</li> <li>6. A new page will load with a link to the correct driver. Following the instructions provided on the web site to download and install the driver.</li> </ol>			
O.S. Version	Driver Name	Driver Details	Quick Download Location
Windows Me, 98, and NT	IntelliType Pro keyboard software version 2.22 for Windows Me, 98, and NT 4.0	Filename: ITP5_0Eng.exe Size: 6889 KB Published: 8/29/2003 Version: 5.00	<a href="http://www.microsoft.com/downloads/details.aspx?FamilyID=32b6e929-84c7-4f82-a7fd-0f56e1612f85&amp;DisplayLang=en">http://www.microsoft.com/downloads/details.aspx?FamilyID=32b6e929-84c7-4f82-a7fd-0f56e1612f85&amp;DisplayLang=en</a>
Windows XP and Windows 2000	IntelliType Pro Keyboard Software Version 5.0 for Windows XP and Windows 2000	Filename: ITP5_0Eng.exe Size: 6889 KB Published: 8/29/2003 Version: 5.00	<a href="http://www.microsoft.com/downloads/details.aspx?FamilyID=3d0ba152-5d92-4772-a2fd-5ab35c750685&amp;DisplayLang=en">http://www.microsoft.com/downloads/details.aspx?FamilyID=3d0ba152-5d92-4772-a2fd-5ab35c750685&amp;DisplayLang=en</a>

Warranty Information
Your Flexiglow™ Multimedia Illuminated Keyboard is warranted from manufacturer's defects for a period of 6 months. Any tampering with the keyboard will void warranty. Make all warranty claims through authorised dealers.